



The Turnberry Collection™



ENGINEERED
WOOD



TONGUE &
GROOVE



CERTIFIED BY
SCS Global Services



Installation Type	Glue Down / Staple with Glue Assist
Construction	Engineered (Plywood Core)
Overall Thickness	14mm (9/16")
Wear Layer Thickness	3mm (1/8" Dry Sawn Face)
Finish	UV & Aluminum Oxide
Edge Profile	Bevel
Locking System	Tongue / Groove
Surface Texture	Lightly Wire Brushed
Measurements	Minimum: 7.5" x 24" Average: 7.5" x 50" Maximum: 7.5" x 75" 6 planks per box / 23.30 sq. ft. per box 50 boxes per pallet / 1,165 sq. ft. per pallet
Warranty	Lifetime Limited Residential


Oak Collection



Mocha
WD2010




Natural Oak
WD2011



Blonde
WD2012



Sand
WD2013



Cinnamon
WD2018


Hickory Collection



Wheat
WD2014



Saddle
WD2015



Natural Hickory
WD2016



Driftwood
WD2017

Please note: Specifications are subject to normal manufacturing variances and are subject to change without notice when technological advancements provide improved product performance.